



TALKING SHAPES

**A WORKSHOP BY UMA
MAHESH**

VACATION ACTIVITIES



List your vacation activities under these three headings:

EAT

STUDY

EXERCISE





Before we embark on any 'shape up' effort, what's the first thing we need to do? Yes – warm up. So, let's do just that!

KIDS YOGA



TREE POSE



CAMEL POSE



LORD OF THE DANCE POSE



CHAIR POSE



BIG TOE POSE



TRIANGLE POSE



BOW POSE



BOAT POSE



SCORPION POSE



DOWN DOG POSE



WARRIOR POSE



PLANK POSE



COW POSE



SEATED SIDE POSE



WARRIOR 2 POSE




LUNGE POSE



The Pasta Shapes Dictionary & The Pasta Guide


						
ROTINI	SPAGHETTI	ACINI DI PEPE	MANICOTTI	CAMPANELLE	GEMELLI	ELBOWS
						
FUSILLI	RAVIOLI	ANGEL HAIR	LASAGNE	RICCIOLI	TAGLIATELLE	CAVATAPPI
						
ROTELLE	RIGATONI	TORTELLINI	RADIATORI	FETTUCINE	ZITI	SHELL
						
ORZO	LINGUINE	FARFALLE	PENNE	ORECCHIETTE	ROCCHETTI	PAPPARDELLE

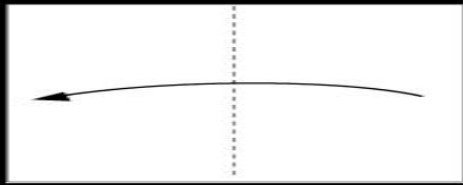


I hear and I forget. I see and I
remember. I do and I
understand.

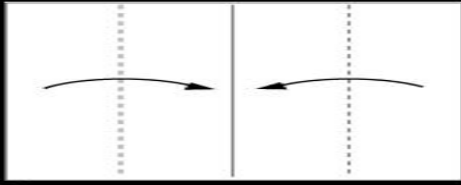
Confucius

ORIGAMI AND NAPKIN FOLDING

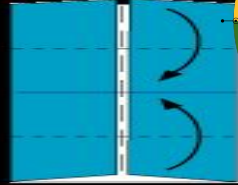




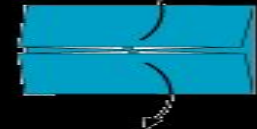
① Fold in half to make crease and fold back



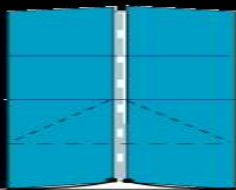
② Fold in the dotted line to meet the center line



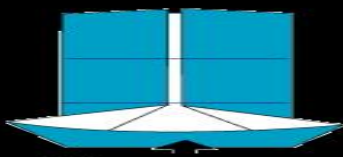
③ Fold in the dotted lines



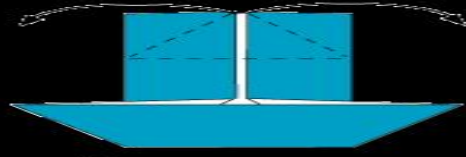
④ Fold back



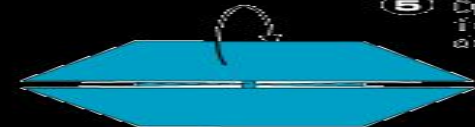
⑤ Open the corners and fold forward in the dotted line




⑥ Fold forward to flatten the pocket



⑦ Follow the same step as 5 & 6






⑧ Fold backward in half





⑨ Finished

TANGRAMS




The square really loved being all these fun things but he realized he loved being himself best. The square lived happily ever after as a perfect square.



LEGOS: SHAPES THAT NARRATE TALES

<https://www.insider.com/artist-builds-icomic-portraits-using-legos-2019-11>



Talking shapes and drawing parallels




Life has come full **circle**. He has returned to retire in his native village.



shutterstock

IMAGE ID: 774826645
www.shutterstock.com


Shall we **square** up
and settle our
differences?



with How to Console an Upset Friend



Circle back to me once you've completed the task.



DIFFERENT VIEW 'POINTS'

Match the correct phrase with
the picture.



A.



1. get someone's point

B.



2. pointless

C.



3. miss the point

D.



4. point of no return

A.



1. ones' strong point and weak point

B.

List of strengths & weaknesses

Strengths :

- 1 Creativity
- 2 Versatility
- 3 Flexibility
- 4 Focused
- 5 Taking Initiative

Weaknesses :

- 1 Self-criticism
- 2 Insecure
- 3 Too detail oriented
- 4 Public Speaking
- 5 Presentation

2. stretch a point

C.



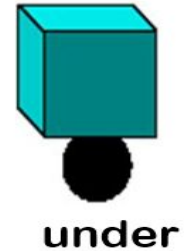
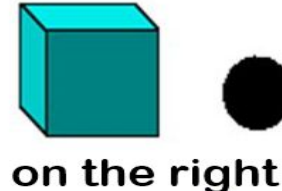
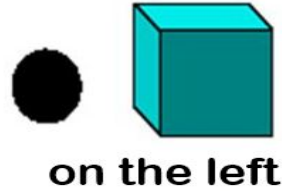
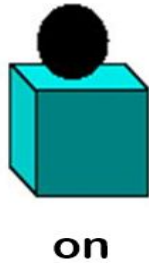
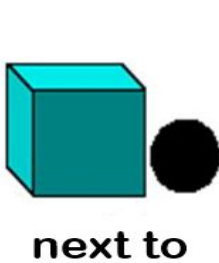
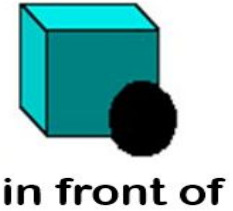
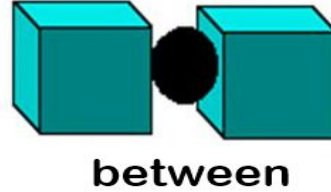
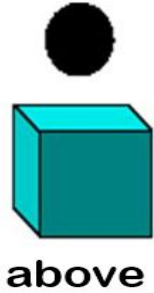
3. a sore point

D.



4. see the point

PREPARING TO UNDERSTAND POSITIONS





PREPOSITIONS

•Under. Over.

Around. Beneath.

Below. Above. Beside.

Across

•In. On. At. Within.

Without? ...

•Can we give or take instructions without knowing our prepositions?

•Give your courier boy directions to reach from point A to B using at least 3 geometric shapes as part of your instructions.



Pinterest



TOBLERONE

STEM, STEAM & LEGO



Physical Abilities — Balance, movement, spatial understanding

Cognitive – problem solving, flexible thinking, building effective strategies, keeping information in mind, following rules

Emotional – self belief, confidence, self control, reflection, perseverance, understanding, experimenting and regulating emotions

Creative – coming up with new ideas, imagining things, using representations, transforming existing ideas into new ideas, making associations, using symbols

Social abilities – collaborating, communication, understanding perspectives, negotiating rules, handling conflicts, building empathy.



Visit our website. 360° World School Online

<https://youtu.be/3vojA-sZQe8>

<https://www.cce360.online/workshops>





EXTRA RESOURCES



<https://www.educationquizzes.com/us/middle-school-6th-7th-and-8th-grade/math/geometry-geometric-shapes/>

<https://www.anlyzemath.com/primary-math/grade-4/geometry.html>

<https://www.test-preparation.ca/basic-geometry-practice-questions/>

ORIGAMI AND SHAPES



The Shape Song



I'm a momma circle round like a pie.



I'm baby triangle three sides have I.



I am papa square my sides are four.



I'm cousin rectangle shaped like a door.



I am brother oval shaped like a zero.



I'm sister diamond with a sparkle and a glow.



We are the shapes that you all know.

Look for us wherever you go!





THANKS!

Any questions?